

General information about company

Scrip code	540073
NSE Symbol	BLS
MSEI Symbol	BLS
ISIN	INE153T01027
Name of the company	BLS INTERNATIONAL SERVICES LIMITED
Whether company is SME	No
Class of Security	Equity Shares
Type of report	Quarterly
Quarter Ended / Half year ended/Date of Report (For Prelisting / Allotment)	30-06-2019
Date of allotment / extinguishment (in case Capital Restructuring selected) / Listing Date	
Shareholding pattern filed under	Regulation 31 (1) (b)



Declaration						
Sr. No.	Particular	Yes/No	Promoter and Promoter Group	Public shareholder	Non Promoter-Non Public	
1	Whether the Listed Entity has issued any partly paid up shares?	No	No	No	No	
2	Whether the Listed Entity has issued any Convertible Securities ?	No	No	No	No	
3	Whether the Listed Entity has issued any Warrants ?	No	No	No	No	
4	Whether the Listed Entity has any shares against which depository receipts are issued?	No	No	No	No	
5	Whether the Listed Entity has any shares in locked-in?	No	No	No	No	
6	Whether any shares held by promoters are pledge or otherwise encumbered?	No	No			
7	Whether company has equity shares with differential voting rights?	No	No	No	No	
8	Whether the listed entity has any significant beneficial owner?	No				



Table I - Summary Statement holding of specified securities

Category (I)	Category of shareholder (II)	Nos. Of shareholders (III)	No. of fully paid up equity shares held (IV)	No. Of Partly paid-up equity shares held (V)	No. Of shares underlying Depository Receipts (VI)	Total nos. shares held (VII) = (IV)+(V)+(VI)	Shareholding as a % of total no. of shares (calculated as per SCRR, 1957) (VIII) As a % of (A+B+C2)	Number of Voting Rights held in each class of securities (IX)			Total as a % of (A+B+C)
								No of Voting (XIV) Rights			
								Class eg: X	Class eg:y	Total	
(A)	Promoter & Promoter Group	18	76060000			76060000	74.24	76060000		76060000	74.24
(B)	Public	19642	26390000			26390000	25.76	26390000		26390000	25.76
(C)	Non Promoter-Non Public										
(C1)	Shares underlying DRs										
(C2)	Shares held by Employee Trusts										
	Total	19660	102450000			102450000	100	102450000		102450000	100



Table I - Summary Statement holding of specified securities

Category (I)	Category of shareholder (II)	No. Of Shares Outstanding convertible securities (X)	No. of Shares Outstanding Warrants (Xi)	No. Of Shares Outstanding convertible securities and Warrants (Xi) (a)	Shareholding, as a % assuming full conversion of convertible securities (as a percentage of diluted share capital) (XI)= (VII)+(X) As a % of (A+B+C2)	Number of Locked in shares (XII)		Number of Shares pledged or otherwise encumbered (XIII)		Number of equity shares held in dematerialized form (XIV)
						No. (a)	As a % of total Shares held (b)	No. (a)	As a % of total Shares held (b)	
(A)	Promoter & Promoter Group				74.24					76060000
(B)	Public				25.76					26204689
(C)	Non Promoter-Non Public									
(C1)	Shares underlying DRs									
(C2)	Shares held by Employee Trusts									
	Total				100					102264689



Table II - Statement showing shareholding pattern of the Promoter and Promoter Group

Sr.	Category & Name of the Shareholders (I)	Nos. Of shareholders (III)	No. of fully paid up equity shares held (IV)	No. Of Partly paid-up equity shares held (V)	No. Of shares underlying Depository Receipts (VI)	Total nos. shares held (VII) = (IV)+(V)+(VI)	Shareholding as a % of total no. of shares (calculated as per SCRR, 1957) (VIII) As a % of (A+B+C2)	Number of Voting Rights held in each class of securities (IX)			Total as a % of Total Voting rights
								No of Voting (XIV) Rights			
								Class eg: X	Class eg: y	Total	
A	Table II - Statement showing shareholding pattern of the Promoter and Promoter Group										
(1)	Indian										
(a)	Individuals/Hindu undivided Family	7	30224520			30224520	29.5	30224520		30224520	29.5
(d)	Any Other (specify)	11	45835480			45835480	44.74	45835480		45835480	44.74
Sub-Total (A)(1)		18	76060000			76060000	74.24	76060000		76060000	74.24
(2)	Foreign										
Total Shareholding of Promoter and Promoter Group (A) = (A)(1)+(A)(2)		18	76060000			76060000	74.24	76060000		76060000	74.24
B	Table III - Statement showing shareholding pattern of the Public shareholder										
(1)	Institutions										
(e)	Foreign Portfolio Investors	13	2789930			2789930	2.72	2789930		2789930	2.72



(f)	Financial Institutions/ Banks	3	231523		231523	0.23	231523	0.23
Sub-Total (B)(1)		16	3021453		3021453	2.95	3021453	2.95
(3)	Non-institutions							
(a(i))	Individuals - i. Individual shareholders holding nominal share capital up to Rs. 2 lakhs.	18253	8698435		8698435	8.49	8698435	8.49
(a(ii))	Individuals - ii. Individual shareholders holding nominal share capital in excess of Rs. 2 lakhs.	17	6999976		6999976	6.83	6999976	6.83
(e)	Any Other (specify)	1356	7670136		7670136	7.49	7670136	7.49
Sub-Total (B)(3)		19626	23368547		23368547	22.81	23368547	22.81
Total Public Shareholding (B)=(B)(1)+(B)(2)+(B)(3)		19642	26390000		26390000	25.76	26390000	25.76
C	Table IV - Statement showing shareholding pattern of the Non Promoter- Non Public shareholder							
Total (A+B+C2)		19660	102450000		102450000	100	102450000	100
Total (A+B+C)		19660	102450000		102450000	100	102450000	100




Table II - Statement showing shareholding pattern of the Promoter and Promoter Group

Sr.	No. of Shares Underlying convertible securities (X)	No. of Shares Underlying Outstanding Warrants (Xi)	No. Of Shares Underlying convertible securities and No. Of Warrants (Xi) (a)	Shareholding, as a % assuming full conversion of convertible securities (as a percentage of diluted share capital) (XI)= (VII)+(X) As a % of (A+B+C2)	Number of Locked in shares (XII)		Number of Shares pledged or otherwise encumbered (XIII)		Number of equity shares held in dematerialized form (XIV)
					No. (a)	As a % of total Shares held (b)	No. (a)	As a % of total Shares held (b)	
A	Table II - Statement showing shareholding pattern of the Promoter and Promoter Group								
(1)	Indian								
(a)				29.5					30224520
(d)				44.74					45835480
Sub-Total (A)				74.24					76060000
(2)	Foreign								
Total Shareholding of Promoter and Promoter Group (A)= (A)(1)+(A)(2)				74.24					76060000


Table III - Statement showing shareholding pattern of the Public shareholder

Table III - Statement showing shareholding pattern of the Public shareholder									
Institutions									
(1)									
(e)				2.72					2789930
(f)				0.23					231523



Individuals/Hindu undivided Family

Serial No.	1	2	3	4	5	6	7
Name of the Shareholders (I)	MRS. ALKA AGGARWAL	MR. DIWAKAR AGGARWAL	MR. GAURAV AGGARWAL	MR. MADHUKAR AGGARWAL	MR. SHIKHAR AGGARWAL	MR. SUSHIL AGGARWAL	MR. VINOD AGGARWAL
PAN (II)	AEUPA4610G	AAEPA7812Q	AGUPA3941Q	AAEPA8218N	APEPA9118A	AAEPA8215B	AAEPA7813R
No. of fully paid up equity shares held (IV)	2000000	8724520	5000000	5000000	2000000	2500000	5000000
No. Of Partly paid-up equity shares held (V)							
No. Of shares underlying Depository Receipts (VI)							
Total nos. shares held (VII) = (IV)+ (V)+ (VI)	2000000	8724520	5000000	5000000	2000000	2500000	5000000
Shareholding as a % of total no. of shares (calculated as per SCRR, 1957) (VIII) As a % of (A+B+C2)	1.95	8.52	4.88	4.88	1.95	2.44	4.88
Number of Voting Rights held in each class of securities (IX)							
Class eg:X	2000000	8724520	5000000	5000000	2000000	2500000	5000000
Class eg:y							
Total	2000000	8724520	5000000	5000000	2000000	2500000	5000000
Total as a % of Total Voting rights	1.95	8.52	4.88	4.88	1.95	2.44	4.88



dematerialized form (XIV)										
Reason for not providing PAN										
Reason for not providing PAN										
Shareholder type										



Individuals/Hindu undivided Family

Serial No.	
Name of the Shareholders (I)	Click here to go back
PAN (II)	Total
No. of fully paid up equity shares held (IV)	30224520
No. Of Partly paid-up equity shares held (V)	
No. Of shares underlying Depository Receipts (VI)	
Total nos. shares held (VII) = (IV)+(V)+(VI)	30224520
Shareholding as a % of total no. of shares (calculated as per SCRR, 1957) (VIII) As a % of (A+B+C2)	29.5
Number of Voting Rights held in each class of securities (IX)	
Class eg: X	30224520
Class eg: y	
Total	30224520
Total as a % of Total Voting rights	29.5
No. Of Shares	



Underlying Outstanding convertible securities (X)	
No. of Shares Underlying Outstanding Warrants (Xi)	
No. Of Shares Underlying Outstanding convertible securities and No. Of Warrants (Xi) (a)	
Shareholding, as a % assuming full conversion of convertible securities (as a percentage of diluted share capital) (XI)= (VII)+(Xi)(a) As a % of (A+B+C2)	29.5
Number of Locked in shares (XII)	
No. (a)	
As a % of total Shares held (b)	
Number of Shares pledged or otherwise encumbered (XIII)	
No. (a)	
As a % of total Shares held (b)	
Number of equity shares held in dematerialized form (XIV)	30224520




Reason for not providing PAN	
Reason for not providing PAN	
Shareholder type	



Any Other (specify)							
Serial No.	1	2	3	4	5	6	7
Category	Bodies Corporate	Bodies Corporate	Bodies Corporate	Bodies Corporate	Bodies Corporate	Bodies Corporate	Bodies Corporate
Name of the Shareholders (I)	Azadpur Finvest Private Limited	Bls Finvest Limited	Goodwork Finvest Private Limited	Grb Finvest Private Limited	Hawai Capital Private Limited	Hillman Properties Private Limited	Intime Finance And Investment Private Limited
PAN (II)	AAACA5609E	AAACB4919N	AAACG4054B	AAACG4618H	AAACH1927N	AAACH0574K	AAACI1845A
No. of the Shareholders (I)	1	1	1	1	1	1	1
No. of fully paid up equity shares held (IV)	5060000	5000000	5000000	5000000	5000000	5000000	5000000
No. Of Partly paid-up equity shares held (V)							
No. Of shares underlying Depository Receipts (VI)							
Total nos. shares held (VII) = (IV)+ (V)+ (VI)	5060000	5000000	5000000	5000000	5000000	5000000	5000000
Shareholding as a % of total no. of shares (calculated as per SCRR, 1957) (VIII) As a % of (A+B+C2)	4.94	4.88	4.88	4.88	4.88	4.88	4.88

Number of Voting Rights held in each class of securities (IX)

Class eg: X	5060000	5000000	5000000	5000000	5000000	5000000	5000000	5000000	5000000	5000000
Class eg:y										
Total	5060000	5000000	5000000	5000000	5000000	5000000	5000000	5000000	5000000	5000000
Total as a % of Total Voting rights	4.94	4.88	4.88	4.88	4.88	4.88	4.88	4.88	4.88	4.88
No. Of Shares Underlying Outstanding convertible securities (X)										
No. of Shares Underlying Outstanding Warrants (Xi)										
No. Of Shares Underlying Outstanding convertible securities and No. Of Warrants (Xi) (a)										
Shareholding , as a % assuming full conversion of convertible securities (as a percentage of diluted share capital) (XI)= (VII)+(X) As a % of (A+B+C2)	4.94	4.88	4.88	4.88	4.88	4.88	4.88	4.88	4.88	4.88
Number of Locked in shares (XII)										
No. (a)										
As a % of total Shares held (b)										
Number of Shares pledged or otherwise encumbered (XIII)										



No. (a)										
As a % of total Shares held (b)										
Number of equity shares held in dematerialized form (XIV)	5060000	5000000	5000000	5000000	5000000	5000000	5000000	5000000	5000000	5000000
Reason for not providing PAN										
Reason for not providing PAN										
Shareholder type										



Any Other (specify)

Serial No.	8	9	10	11		Click here to go back
Category	Bodies Corporate	Bodies Corporate	Bodies Corporate	Bodies Corporate		
Name of the Shareholders (I)	Jlb Finvest Private Limited	Trimurti Finvest Private Limited	V S Estate Pvt Ltd	Wonder Rock Finance And Investment Private Limited		
PAN (II)	AAACJ1587E	AAACT4299F	AAACV0572F	AAACW0089J	Total	
No. of the Shareholders (I)	1	1	1	1	11	
No. of fully paid up equity shares held (IV)	387740	387740	5000000	5000000	45835480	
No. Of Partly paid-up equity shares held (V)						
No. Of shares underlying Depository Receipts (VI)						
Total nos. shares held (VII) = (IV)+ (V)+ (VI)	387740	387740	5000000	5000000	45835480	
Shareholding as a % of total no. of shares (calculated as per SCRR, 1957) (VIII) As a % of (A+B+C2)	0.38	0.38	4.88	4.88	44.74	
Number of Voting Rights held in each class of securities (IX)						
Class eg: X	387740	387740	5000000	5000000	45835480	



Class eg:y	387740	387740	387740	5000000	5000000	45835480
Total	387740	387740	387740	5000000	5000000	45835480
Total as a % of Total Voting rights	0.38	0.38	0.38	4.88	4.88	44.74
No. Of Shares Underlying Outstanding convertible securities (X)						
No. of Shares Underlying Outstanding Warrants (Xi)						
No. Of Shares Underlying Outstanding convertible securities and No. Of Warrants (Xi) (a)						
Shareholding, as a % assuming full conversion of convertible securities (as a percentage of diluted share capital) (XI)= (VII)+(X) As a % of (A+B+C2)	0.38	0.38	0.38	4.88	4.88	44.74
Number of Locked in shares (XII)						
No. (a)						
As a % of total Shares held (b)						
Number of Shares pledged or otherwise encumbered (XIII)						
No. (a)						

