

Independent Auditors' Report

To the Members of BLS Kendras Private Limited

Report on the audit of the Ind AS Financial Statements

Opinion

We have audited the accompanying Ind AS financial statements of **BLS Kendras Private Limited** ("the Company"), which comprise the Balance Sheet as at March 31, 2021, the Statement of Profit and Loss (including other comprehensive income), Cash Flow Statement and the Statement of Changes in Equity for the year then ended, and notes to the financial statements, including a summary of significant accounting policies and other explanatory information. (hereinafter referred to as "the Ind AS financial statements")

In our opinion and to the best of our information and according to the explanations given to us, the aforesaid Ind AS financial statements give the information required by the Companies Act, 2013 (the Act) in the manner so required and give a true and fair view in conformity with the Indian Accounting Standards prescribed under section 133 of the Act read with the Companies (Indian Accounting Standards) Rules, 2015, as amended, ("Ind AS") and other accounting principles generally accepted in India, of the state of affairs of the Company as at March 31, 2021, and its profit (including other comprehensive income), its cash flows and the changes in equity for the year ended on that date.

Basis for Opinion

We conducted our audit of the Ind AS financial statements in accordance with the Standards on Auditing (SAs), specified under Section 143(10) of the Act. Our responsibilities under those Standards are further described in the Auditor's Responsibilities for the Audit of the Ind AS financial statements section of our report. We are independent of the Company in accordance with the Code of Ethics issued by the Institute of Chartered Accountants of India together with the ethical requirements that are relevant to our audit of the Ind AS financial statements under the provisions of the Act and the Rules thereunder, and we have fulfilled our other ethical responsibilities in accordance with these requirements and the Code of Ethics. We believe that the audit evidence we have obtained is sufficient and appropriate to provide a basis for our audit opinion on the Ind AS financial statements.

Emphasis of Matter

We draw attention to Note 40 to the Ind AS financial Statements, the Company has considered internal and external information upto the date of this report in respect of the current and estimated future global economic indicators consequent to the global health pandemic.

Our opinion is not modified in respect of above matter.

Information Other than the Ind AS Financial Statements and Auditor's Report Thereon

The Company's Board of Directors is responsible for preparation of other information. The other information comprises the information included in the Board's Report including Annexures to Board's Report and Shareholder's Information but does not include the Ind AS financial statements and our auditor's report thereon. The above information is expected to be made available to us after the date of this Auditors' Report. Our opinion on the Ind AS financial statements does not cover the other information and we do not express any form of assurance conclusion thereon.

In connection with our audit of the Ind AS financial statements, our responsibility is to read the other information and, in doing so, consider whether the other information is materially inconsistent with the Ind AS financial statements or our knowledge obtained in the audit or otherwise appears to be materially misstated.

When we read other information, if we conclude that there is a material misstatement therein, we are required to communicate the matter to those charged with governance.

Management's Responsibility for the Financial Statements

The Company's Board of Directors is responsible for the matters stated in Section 134(5) of the Act with respect to the preparation of these Ind As financial statements that give a true and fair view of the financial position, financial performance including other comprehensive income, cash flows and changes in equity of the Company in accordance with the accounting principles generally accepted in India, including the Indian Accounting Standards (Ind AS) prescribed under Section 133 of the Act read with relevant Rules issued thereunder.

This responsibility also includes maintenance of adequate accounting records in accordance with the provisions of the Act for safeguarding the assets of the Company and for preventing and detecting frauds and other irregularities; selection and application of appropriate accounting policies; making judgments and estimates that are reasonable and prudent; and design, implementation and maintenance of adequate internal financial controls, that were operating effectively for ensuring the accuracy and completeness of the accounting records, relevant to the preparation and presentation of the Ind AS financial statements that give a true and fair view and are free from material misstatement, whether due to fraud or error.

In preparing the Ind AS financial statements, management is responsible for assessing the Company's ability to continue as a going concern, disclosing, as applicable, matters related to going concern and using the going concern basis of accounting unless management either intends to liquidate the Company or to cease operations, or has no realistic alternative but to do so.

The Board of Directors are also responsible for overseeing the Company's financial reporting process.

Auditor's Responsibilities for the audit of the Ind AS Financial Statements

Our objectives are to obtain reasonable assurance about whether the Ind AS financial statements as a whole are free from material misstatement, whether due to fraud or error, and to issue an auditor's report that includes our opinion. Reasonable assurance is a high level of assurance but is not a guarantee that an audit conducted in accordance with SAs will always detect a material misstatement when it exists. Misstatements can arise from fraud or error and are considered material if, individually or in the aggregate, they could reasonably be expected to influence the economic decisions of users taken on the basis of these Ind AS financial statements.

As part of an audit in accordance with SAs, we exercise professional judgment and maintain professional skepticism throughout the audit. We also:

- Identify and assess the risks of material misstatement of the Ind As financial statements, whether due to fraud or error, design and perform audit procedures responsive to those risks, and obtain audit evidence that is sufficient and appropriate to provide a basis for our opinion. The risk of not detecting a material misstatement resulting from fraud is higher than for one resulting from error, as fraud may involve collusion, forgery, intentional omissions, misrepresentations, or the override of internal control.



- Obtain an understanding of internal control relevant to the audit in order to design audit procedures that are appropriate in the circumstances, but not for the purpose of expressing an opinion on the effectiveness of the Company's internal control.
- Evaluate the appropriateness of accounting policies used and the reasonableness of accounting estimates and related disclosures made by management.
- Conclude on the appropriateness of management's use of the going concern basis of accounting and, based on the audit evidence obtained, whether a material uncertainty exists related to events or conditions that may cast significant doubt on the Company's ability to continue as a going concern. If we conclude that a material uncertainty exists, we are required to draw attention in our auditor's report to the related disclosures in the Ind AS financial statements or, if such disclosures are inadequate, to modify our opinion. Our conclusions are based on the audit evidence obtained up to the date of our auditor's report. However, future events or conditions may cause the Company to cease to continue as a going concern.

We communicate with those charged with governance regarding, among other matters, the planned scope and timing of the audit and significant audit findings, including any significant deficiencies in internal control that we identify during our audit.

We also provide those charged with governance with a statement that we have complied with relevant ethical requirements regarding independence, and to communicate with them all relationships and other matters that may reasonably be thought to bear on our independence, and where applicable, related safeguards.

Report on Other Legal and Regulatory Requirements

1. As required by the Companies (Auditor's Report) Order, 2016 ("the Order") issued by the Central Government of India in terms of section 143(11) of the Act, we give in the Annexure A, a statement on the matters specified in the paragraph 3 and 4 of the Order.
2. As required by Section 143(3) of the Act, we report that:
 - a) we have sought and obtained all the information and explanations which to the best of our knowledge and belief were necessary for the purposes of our audit.
 - b) In our opinion, proper books of account as required by law have been kept by the Company so far as it appears from our examination of those books;
 - c) The balance sheet, the statement of profit and loss (including other comprehensive income), the statement of cash flows and the statement of changes in equity dealt with by this Report are in agreement with the books of account;
 - d) In our opinion, the aforesaid Ind AS financial statements comply with the Indian Accounting Standards specified under Section 133 of the Act, read with relevant Rules issued thereunder;
 - e) On the basis of the written representations received from the directors as on March 31, 2021 taken on record by the Board of Directors, none of the directors are disqualified as on March 31, 2021 from being appointed as a director in terms of Section 164 (2) of the Act;



- f) Clause (i) of Section 143(3) With respect to the adequacy of the internal financial controls over financial reporting of the Company and the operating effectiveness of such controls, is not applicable pursuant to notification G.S.R (E) dated June 13, 2017, as amended and hence not commented upon.
- g) In our opinion and according to the information and explanations provided to us, the provisions of section 197 read with Schedule V of the Act are not applicable to the Company for the year ended March 31, 2021 and hence not commented upon;
- h) With respect to the other matters to be included in the Auditor's Report in accordance with Rule 11 of the Companies (Audit and Auditors) Rules, 2014, in our opinion and to the best of our information and according to the explanations given to us:
- i. The Company does not have any pending litigations which would impact its financial position;
 - ii. The Company did not have any long term contracts including derivative contracts for which there were any material foreseeable losses;
 - iii. There is no amount required to be transferred to the Investor Education and Protection Fund by the Company.

For S.S. KOTHARI MEHTA & COMPANY
Chartered Accountants
Firm's Registration No. 000756N



Amit Goel
AMIT GOEL
Partner
Membership No. 500607

Place: New Delhi
Date: June 14, 2021
UDIN : 21500607AAAAGW7481

Annexure A to the Independent Auditor's Report to the Members of BLS Kendras Private Limited dated June 14, 2021.

Report on the matters specified in paragraph 3 of the Companies (Auditor's Report) Order, 2016 ("the Order") issued by the Central Government of India in terms of section 143(11) of the Companies Act, 2013 ("the Act") as referred to in paragraph 1 of 'Report on Other Legal and Regulatory Requirements' section.

- i.(a) The Company has maintained proper records showing full particulars including quantitative details and situation of fixed assets.
- (b) The fixed assets have been physically verified by the management according to the programme of periodical verification in phased manner, which, in our opinion, is reasonable having regard to the size of the Company and the nature of its fixed assets. According to the information and explanation given to us, no discrepancies were noticed on such verification.
- (c) The Company does not have any immovable property. Hence, clause 3(i)(c) of the Order is not applicable to the Company.
- ii. The Company is a service Company. It does not hold any inventories. Accordingly, paragraph 3 (ii) of the Order is not applicable to the Company
- iii. The Company has not granted any loans, secured or unsecured, to companies, firms or other parties covered in the register maintained under section 189 of the Act. Accordingly, the provisions of the clause 3(iii) (a) to (c) of the Order are not applicable to the Company.
- iv. In our opinion and according to the information and explanations given to us, there are no loans, investments, guarantees, and securities granted in respect of which provisions of section 185 and 186 of the Act during the year. Hence, provisions of the clause 3(iv) of the Order are not applicable to the Company.
- v. In our opinion and according to the information and explanations given to us, the Company has not accepted any deposits from the public within the meaning of directives issued by the Reserve Bank of India and provisions of sections 73 to 76 or any other relevant provisions of the Act, and the Rules framed thereunder.
- vi. According to the information and explanations given to us, the Central Government has not prescribed maintenance of cost records under Section 148 of the Act for the Company's activities. Hence, the provisions of clause 3(vi) of the Order are not applicable to the Company.
- vii.
 - a. According to the records of the Company, the Company is generally regular in depositing undisputed statutory dues including provident fund, employees' state insurance, income tax, goods and service tax, duty of customs, cess and other material statutory dues with the appropriate authorities to the extent applicable and there are no undisputed statutory dues payable as at March 31, 2021 for a period of more than six months from the date they become payable.



- b. According to information an explanation given to us, there are no dues in respect of, Income Tax, Goods and Service Tax, as applicable, which have not been deposited on account of any dispute.
- viii. According to the information and explanations given to us and records of the Company examined by us, the Company has not taken any loan from bank, financial institution and the Government. The Company has not issued any debentures.
- ix. In our opinion, and according to the information and explanations given to us, the Company has neither raised any money way of initial public offer / further public offer nor obtained any term loans. Hence, reporting under clause (ix) of the Order is not applicable to the Company.
- x. In our opinion, and according to the information and explanations given to us, we report that no fraud by the Company or on the Company by the officers and employees of the Company has been noticed or reported during the year.
- xi. In our opinion, and according to the information and explanations given to, the provisions of section 197 read with schedule V of the Act are not applicable to the Company for the year ended March 31, 2021. Hence, reporting under clause 3(xi) of the Order are not applicable and hence not commented upon.
- xii. The Company is not a Nidhi company. Therefore, the provisions of clause 3(xii) of the Order are not applicable to the Company.
- xiii. In our opinion, and according to the information and explanations given to us during the course of audit, transactions with the related parties are in compliance with section 188 of the Act, where ever applicable, and the details have been disclosed in the notes to the Ind AS financial statements, as required by the applicable Indian accounting standards. The provisions of section 177 of the Act are not applicable to the Company and hence not commented upon.
- xiv. According to the information and explanations given to us and on an overall examination of the balance sheet, the Company has not made any preferential allotment or private placement of shares or fully or partly convertible debentures during the year under audit and hence not commented upon.
- xv. In our opinion, and according to the information and explanations given to us, the Company has not entered into any non-cash transactions with directors or persons connected with him as referred in section 192 of the Act.



- xvi. According to the information and explanations given to us, the provisions of section 45-IA of the Reserve Bank of India Act, 1934 are not applicable to the Company.

For S.S. KOTHARI MEHTA & COMPANY

Chartered Accountants

Firm's Registration No. 000756N



Amit Goel

AMIT GOEL

Partner

Membership No. 500607

Place: New Delhi

Date: June 14, 2021

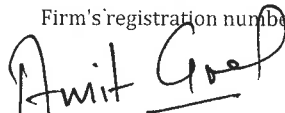
UDIN : 21500607AAAAGW7481

BLS KENDRAS PRIVATE LIMITED
(CIN: U74999DL2018PTC331178)
BALANCE SHEET AS AT MARCH 31, 2021
Amount in (lakhs) unless otherwise stated

Particulars	Note	As at March 31, 2021	As at March 31, 2020
I ASSETS			
1 Non-current asset			
a. Property, plant & equipment	3	0.75	2.09
b. Intangible assets	4	0.07	0.24
c. Financial assets:			
Other financial assets	5	658.31	618.61
d. Deferred tax assets(Net)	6	3.00	2.80
		662.13	623.74
2 Current asset			
a. Financial assets			
(i) Trade Receivable	7	0.14	9.21
(ii) Cash and cash equivalents	8	385.59	238.74
(iv) Other financial assets	9	8.18	63.96
b. Other current assets	10	51.75	64.56
c. Current tax assets (net)	11	-	3.89
		445.65	380.36
TOTAL ASSEST		1,107.78	1,004.10
II EQUITY & LIABILITIES			
1 Equity			
a. Equity share capital	12	50.00	50.00
b. Other equity	13	297.75	131.32
Total equity		347.75	181.32
2 Liabilities			
Non-current liabilities			
Provisions	14	7.81	9.16
Total non-current liabilities		7.81	9.16
3 Current liabilities			
a. Financial liabilities			
(i) Borrowings	15	-	301.55
(ii) Trade payables	16		
- Dues to micro enterprises and small enterprises		-	-
- Dues to creditors other than micro enterprises and small enterprises		19.54	47.30
(iii) Other financial liabilities	17	669.85	447.64
b. Other current liabilities	18	50.67	16.16
c. Current tax liabilities (net)	19	9.28	-
d. Provision	20	2.89	0.97
		752.23	813.62
TOTAL EQUITY AND LIABILITIES		1,107.78	1,004.10
Significant accounting policies	1-2		


The accompanying notes referred to above formed an integral part of the financial statements

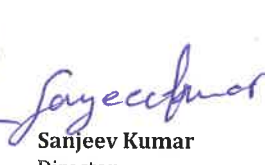
As per our report of even date attached
For S S Kothari Mehta & Company
Chartered Accountants
Firm's registration number: 000756N


Amit Goel
Partner
Membership number: 500607



For and on behalf of the board of directors of
BLS Kendras Private Limited


Dinesh Sharma
Director
DIN No. 00956860


Sanjeev Kumar
Director
DIN No. 02826773

Place : New Delhi
Date :14th June, 2021

BLS KENDRAS PRIVATE LIMITED**(CIN: U74999DL2018PTC331178)****STATEMENT OF PROFIT AND LOSS FOR THE YEAR ENDED MARCH 31, 2021**

Amount in (lakhs) unless otherwise stated

Particulars	Note	Year ended	Year ended
		March 31, 2021	March 31, 2020
I Revenue from operations	21	4,395.72	4,589.46
II Other income	22	43.14	38.52
TOTAL INCOME(I+II)		4,438.86	4,627.98
III EXPENSES:			
Purchase	23	3.33	54.94
Cost of services	24	2,784.98	2,928.50
Employee benefits expense	25	154.85	200.75
Finance cost	26	50.11	59.43
Depreciation and amortisation expense	27	1.51	2.79
Other expenses	28	1,223.63	1,069.80
TOTAL EXPENSES		4,218.41	4,316.21
IV PROFIT/(LOSS) BEFORE TAX		220.45	311.77
V TAX EXPENSE:			
a) Current tax		56.95	47.58
b) Deferred tax		(1.22)	(1.15)
c) Tax for earlier years		(0.05)	-
TOTAL TAX EXPENSES		55.68	46.43
VI PROFIT/(LOSS) FOR THE YEAR (IV-V)		164.77	265.34
VII OTHER COMPREHENSIVE INCOME (OCI)			
A) Items that will not be reclassified to profit or loss			
(a) Re-measurements of defined benefit plans		2.66	0.10
(b) Less: Tax on Re-measurements of defined benefit plans		(1.00)	(0.02)
TOTAL OTHER COMPREHENSIVE INCOME/(LOSSES)		1.66	0.08
VIII TOTAL COMPREHENSIVE INCOME FOR THE YEAR (VI+VII)		166.43	265.42
IX Earning per equity share: basic and diluted (Rs.)	29	32.95	53.07
X Significant accounting policies	1-2		

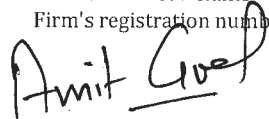
The accompanying notes referred to above formed an integral part of the financial statements

As per our report of even date attached

For S S Kothari Mehta & Company

Chartered Accountants

Firm's registration number: 000756N



Amit Goel

Partner

Membership number: 500607



For and on behalf of the board of directors of

BLS Kendras Private Limited

Dinesh Sharma

Director

DIN No. 00956860

Sanjeev Kumar

Director

DIN No. 02826773

Place : New Delhi

Date :14th June, 2021

BLS KENDRAS PRIVATE LIMITED
(CIN: U74999DL2018PTC331178)
STATEMENT OF CASH FLOWS FOR THE YEAR ENDED MARCH 31 2021
Amount in (lakhs) unless otherwise stated

	For the year ended March 31, 2021	For the year ended March 31, 2020
Cash flow from operating activities		
Profit for the period (Before tax)	220.45	311.77
Adjustments to reconcile net profit to net cash by operating activities		
Depreciation & amortization expense	1.51	2.79
Finance costs	50.11	59.43
Interest Income	(43.03)	(38.09)
Operating profit before working capital change	229.05	335.90
Adjustments for:		
(Increase)/ decrease in trade receivables	9.07	53.63
(Increase)/ decrease in other financial current assets	55.78	(37.93)
(Increase)/ decrease in other current assets	12.80	(19.51)
(Increase)/ decrease in other financial non-current assets	0.00	1.66
(Decrease)/ increase in long term provision	(1.35)	2.91
(Decrease)/increase in trade payable	(27.76)	(56.01)
(Decrease)/ increase in other financial current liabilities	209.92	(18.41)
(Decrease)/ increase in other current liabilities	34.50	(42.77)
(Decrease)/ increase in short term provision	4.59	1.05
Cash (used in)/from operations	526.61	220.51
Direct taxes	(43.73)	(51.47)
Net cash flow (used in)/from operating activities (A)	482.88	169.04
Cash flow from investing activities		
Expenditure on Property, plant and equipment including CWIP	-	(1.75)
Investment in term deposits	(3.25)	(55.00)
Interest income	6.59	3.81
Net cash flow from/ (used in) investing activities (B)	3.34	(52.94)
Cash flow from financing activities		
Repayment of loan from holding company	(341.55)	(208.45)
Proceeds from current borrowings (net)	40.00	50.00
Interest paid	(37.82)	(84.99)
Net cash Flow from/ (used in) financing activities (C)	(339.37)	(243.44)
Net increase /(decrease) in cash and cash equivalent (A+B+C)	146.85	(127.34)
Cash and cash equivalent at the beginning of the year	238.74	366.08
Cash and cash equivalent at the end of the year(refer note 8)	385.59	238.74
Components of cash and cash equivalent		
Current accounts	335.21	225.66
Cash on hand	50.38	13.08
Total cash and cash equivalent	385.59	238.74

Notes:

- (a) The above Cash Flow Statement has been prepared under the "Indirect Method" as set out in the Indian Accounting Standard (Ind AS 7)- Statement of Cash Flows.
(b) Figures in bracket represents cash outflows.


	Opening Balance as at April 01, 2020	Cash inflow/(outflows)	Closing Balance as at March 31, 2021
Current borrowings	301.55	(301.55)	

	Opening Balance as at April 01, 2019	Cash inflow/(outflows)	Closing Balance as at March 31, 2020
Current borrowings	460.00	(158.45)	301.55


The accompanying notes referred to above formed an integral part of the financial statements


As per our report of even date attached
For S S Kothari Mehta & Company
Chartered Accountants
Firm's registration number: 000756N

For and on behalf of the board of directors of
BLS Kendras Private Limited


Amit Goel
Partner
Membership number: 500607




Dinesh Sharma
Director
DIN No. 00956860


Sanjeev Kumar
Director
DIN No. 02826773

Place : New Delhi
Date :14th June, 2021

BLS KENDRAS PRIVATE LIMITED
(CIN: U74999DL2018PTC331178)
STATEMENT OF CHANGES IN EQUITY FOR THE YEAR ENDED MARCH 31, 2021
Amount in (lakhs) unless otherwise stated

A. Equity Share Capital

	Amount in INR Total
As at April 01, 2019	50.00
Changes in equity shares capital during the year	-
As at March 31, 2020	50.00
Changes in equity shares capital during the year	-
As at March 31, 2021	50.00

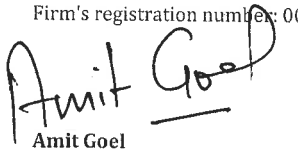
B. Other Equity

	Retained Earnings	Other Comprehensive Income	Total
Balance as at April 01, 2019 (a)	(134.10)	-	(134.10)
Addition during the year:			
Profit for the year transferred from statement of profit and loss	265.34	-	265.34
Items of OCI for the year, net of tax			
Remasurment benefits defined benefits plans	-	0.08	0.08
Total comprehensive income for the year 2019-20 (b)	265.34	0.08	265.42
Balance as at March 31, 2020(c)=(a+b)	131.25	0.08	131.32
Addition during the year:			
Profit for the year transferred from statement of profit and loss	164.77	-	164.77
Items of OCI for the year, net of tax			
Remasurment benefits defined benefits plans	-	1.66	1.66
Total comprehensive income for the year 2020-21 (d)	164.77	1.66	166.43
Balance as at March 31, 2021(e)=(c+d)	296.01	1.75	297.75

Significant accounting policies

1-2

As per our report of even date attached
For S S Kothari Mehta & Company
Chartered Accountants
Firm's registration number: 000756N


Amit Goel
Partner

Membership number: 500607

Place : New Delhi
Date :14th June, 2021



For and on behalf of the board of directors of
BLS Kendras Private Limited


Dinesh Sharma
Director
DIN No. 00956860


Sanjeev Kumar
Director
DIN No. 02826773

1 Corporate information

BLS Kendra's Private Limited is a private company incorporated in India under Indian Companies Act, 2013 ("the Act"). The registered office is located at G-4B-1, Extension, Mohan Co-Operative Indl. Estate Mathura Road New Delhi.

The Punjab Sewa Kendra (PSK) -Which is an e-governance project- was awarded to the company by Punjab State government to provide citizen Services with the setting up of Sewa Kendras across the state.

These financial statements were approved and adopted by Board of Directors of the Company in their meeting held on June 14, 2021.

I Basis of Preparation of Financial Statements

(i) Statement of Compliance :

The Financial Statements have been prepared in accordance with Indian Accounting Standards (IND AS) as prescribed under Section 133 of the Companies Act, 2013 read with Rule 3 of the Companies (Indian Accounting Standards) Rules, 2015 and Companies (Indian Accounting Standards) (Amendment) Rules, 2016 and relevant provisions of the Act as amended.

Accounting policies have been consistently applied except where a newly issued accounting standard is initially adopted or a revision to an existing accounting standard requires a change in the accounting policy hitherto in use

(ii) Basis of Preparation:

The financial statements have been prepared and presented under the historical cost convention, on the accrual basis of accounting except for financial assets and liabilities that are measured at fair values at the end of each reporting period, as stated in the accounting policy set out below:

In estimating the fair value of an asset or a liability, the Company takes into account the characteristics of the asset or liability if market participants would take those characteristics into account when pricing the asset or liability at the measurement date. Fair value for measurement and / or disclosure purposes in these financial statements is determined on such a basis, except for share-based payment transactions that are within the scope of Ind AS 102 - Share-based Payment, leasing transactions that are within the scope of Ind AS 116 - Leases, and measurements that have some similarities to fair value but are not fair value, such as value in use in Ind AS 36 - Impairment of Assets.

The financial statements are presentation in Indian Rupees (Rs) and all the values are rounded off to the nearest thousands, except number of shares, earning per share or wherever otherwise stated.

(iii) Functional & Presentation Currency:

Items included in the financial statements of the Company are measured using the currency of the primary economic environment in which the Company operates ("the functional currency"). The financial statements are presented in Indian National Rupee ('INR'), which is the Company's functional and presentation currency.

(iv) Use of Estimates:

The preparation of the financial statements in conformity with IND AS requires management to make estimates, judgments and assumptions. These estimates, judgments and assumptions affect the application of accounting policies and the reported amounts of assets and liabilities, the disclosures of contingent assets and liabilities at the date of the financial statements and reported amounts of revenues and expenses during the period. Application of accounting policies that require critical accounting estimates involving complex and subjective judgments and the use of assumptions in these financial statements have been disclosed in note.

Accounting estimates could change from period to period. Actual results could differ from those estimates. Appropriate changes in estimates are made as management becomes aware of changes in circumstances surrounding the estimates. Changes in estimates are reflected in the financial statements in the period in which changes are made and, if material, their effects are disclosed in the notes to the financial statements.

(v) Current & Non current classification:

All Assets and Liabilities have been classified as current or non-current as per the Company's normal operating cycle and other criteria set out in the Schedule III to the Companies Act, 2013. Based on the nature of product & activities of the Company and their realisation in cash and cash equivalent, the Company has determined its operating cycle as twelve months for the purpose of current and non-current classification of assets and liabilities. Deferred tax assets and liabilities are classified as non-current assets and liabilities.



Asst. Manager

Jayesh Kumar

2 Significant Accounting Policies for the year ended March 31, 2021

The Company has consistently applied the following accounting policies to all periods presented in the financial statements.

(a) Revenue recognition

Rendering of Services

The Company earns revenue primarily from providing Citizens services through Sewa Kendras of Punjab State E Governance Society which are operationally controlled, maintained and Managed by the company.

The Company also provide a list of various related value added services like Courier , Domestic Money Transfer , Aadhar card etc.

Revenue from services is recognized upon receipt of money from applicants in an amount that reflects the consideration which the company receive in exchange for the services rendered.

Other Income

(i) Interest income

Interest income is recognized on time proportion basis using the effective interest method.

(ii) Dividend Income

Dividend income is accounted for when the right to receive the dividend is established.

(b) Property Plant and Equipment

Property, plant and equipment are carried at historical cost of acquisition, less accumulated depreciation . Cost includes purchase price and also other cost directly attributable to bringing the asset to the location and condition necessary for it to be capable of operating in the manner intended by management.

Subsequent expenditures relating to property, plant and equipment is capitalized only when it is probable that future economic benefits associated with these will flow to the Company and the costs to the item can be measured reliably. Repairs and maintenance costs are recognized in net profit in the statement of profit and loss when incurred. The cost and related accumulated depreciation are eliminated from the financial statements upon sale or retirement of the asset and the resultant gain or losses are recognized in the statement of profit and loss.

Depreciation is provided on written down value method over the useful lives of property, plant and equipment as estimated by management. Depreciation is provided prorata basis on written down value at the rates determined based on estimated useful lives of property, plant and equipment where applicable, prescribed under Schedule II to the Act. The residual value, useful lives and method of depreciation of property, plant and equipment is reviewed at each financial year and adjusted prospectively, if appropriate. The useful life of various class of items considered in the financial statements is as under:

Class of assets	Useful life (in years)
Computer	3
Compter software	3

(c) Intangible Assets

Intangible Assets are recognised, when it is probable that if the future economic benefits attributable to the assets are expected to flow to the company and cost of the asset can be measured reliably. The useful lives of intangible assets are assessed as either finite or indefinite. Intangible asset with finite lives are amortised over the useful economic life and assessed for impairment whenever there is an indication that the intangible asset may be impaired. The amortisation period and the amortisation method for an intangible asset with a finite useful life are reviewed at least at the end of each reporting period. Intangible assets with indefinite useful lives are not amortised, but are tested for impairment annually, either individually or at the cash-generating unit level. The assessment of indefinite life is reviewed annually to determine whether the indefinite life continues to be supportable. If not, the change in useful life from indefinite to finite is made on a prospective basis.

Gains or losses arising from derecognition of an intangible asset are measured as the difference between the net disposal proceeds and the carrying amount of the asset and are recognised in the statement of profit or loss when the asset is derecognised

(d) Impairment

The carrying amount of Property, plant and equipment's, Intangible assets and Investment property are reviewed at each Balance Sheet date to assess impairment if any, based on internal / external factors. An asset is treated as impaired, when the carrying cost of asset exceeds its recoverable value, being higher of value in use and net selling price. An impairment loss is recognised as an expense in the Statement of Profit and Loss in the year in which an asset is identified as impaired. The impairment loss recognised in prior accounting period is reversed, if there has been an improvement in recoverable amount.



[Handwritten signature]

[Handwritten signature]

(e) Financial Instruments

A Financial Instrument is any contract that gives rise to a financial asset of one entity and a financial liability or equity instrument of another entity.

Financial assets

Financial assets include Investments, Trade receivables, Advances, Security Deposits, Cash and cash equivalents.

At initial recognition, all financial assets are measured at fair value. Such financial assets are subsequently classified under following three categories according to the purpose for which they are held. The classification is reviewed at the end of each reporting period.

Financial Assets at Amortised Cost

At the date of initial recognition, financial assets are held to collect contractual cash flows of principal and interest on principal amount outstanding on specified dates. These financial assets are intended to be held until maturity. Therefore, they are subsequently measured at amortised cost by applying the Effective Interest Rate (EIR) method to the gross carrying amount of the financial asset. The EIR amortisation is included as interest income in the profit or loss. The losses arising from impairment are recognised in the profit or loss.

Financial Assets at Fair value through Other Comprehensive Income

At the date of initial recognition, financial assets are held to collect contractual cash flows of principal and interest on principal amount outstanding on specified dates, as well as held for selling. Therefore, they are subsequently measured at each reporting date at fair value, with all fair value movements recognised in Other Comprehensive Income (OCI). Interest income calculated using the effective interest rate (EIR) method, impairment gain or loss and foreign exchange gain or loss are recognised in the Statement of Profit and Loss. On derecognition of the asset, cumulative gain or loss previously recognised in Other Comprehensive Income is reclassified from the OCI to Statement of Profit and Loss.

Financial Assets at Fair value through Profit or Loss

At the date of initial recognition, financial assets are held for trading, or which are measured neither at Amortised Cost nor at fair value through OCI. Therefore, they are subsequently measured at each reporting date at fair value, with all fair value movements recognised in the Statement of Profit and Loss.

Trade receivables, Advances, Security Deposits, Cash and cash equivalents etc. are classified for measurement at amortised cost while investments may fall under any of the aforesaid classes. However, in respect of particular investments in equity instruments that would otherwise be measured at fair value through profit or loss, an irrevocable election at initial recognition may be made to present subsequent changes in fair value through other comprehensive income.

Impairment

The Company assesses at each reporting date whether a financial asset (or a group of financial assets) such as investments, trade receivables, advances and security deposits held at amortised cost and financial assets that are measured at fair value through other comprehensive income are tested for impairment based on evidence or information that is available without undue cost or effort. Expected credit losses are assessed and loss allowances recognised if the credit quality of the financial asset has deteriorated significantly since initial recognition.

De-recognition

Company derecognises a financial asset when the contractual rights to the cash flows from the financial asset expire or it transfers the rights to receive the contractual cash flows in a transaction in which substantially all of the risks and rewards of ownership of the financial asset are transferred or in which the Company neither transfers nor retains substantially all of the risks and rewards of ownership and does not retain control of the financial asset.

If the company enters into transactions whereby it transfers assets recognised on its balance sheet, but retains either all or substantially all of the risks and rewards of the transferred assets, the transferred assets are not derecognised.

Financial Liabilities

Borrowings, trade payables and other financial liabilities are initially recognised at the value of the respective contractual obligations. They are subsequently measured at amortised cost. Any discount or premium on redemption / settlement is recognised in the Statement of Profit and Loss as finance cost over the life of the liability using the effective interest method.

For trade and other payables maturing within one year from the Balance Sheet date, the carrying amounts approximate fair value due to the short maturity of these instruments.

Offsetting of Financial Instruments

Financial assets and liabilities are offset and the net amount is included in the Balance Sheet where there is a legally enforceable right to offset the recognised amounts and there is an intention to settle on a net basis or realise the asset and settle the liability simultaneously:



(f) Fair Value Measurement

Fair value is the price that would be received to sell an asset or paid to transfer a liability in an orderly transaction between market participants at the measurement date, regardless of whether that price is directly observable or estimated using other valuation technique. In estimating the fair value of an the characteristics of the asset or liability if market participants would take those characteristics into account when pricing the asset or liability at the measurement date.

Fair values for measurement and/ or disclosure purposes are categorised into Level 1, 2, or 3 based on the degree to which the inputs to the fair value measurements are observable and the significance of the inputs to the fair value measurement in its entirety, which are described as follows:

Level 1 - This includes financial instruments measured using quoted prices.

Level 2 - The fair value of financial instruments that are not traded in an active market is determined using valuation techniques which maximise the use of observable market data and rely as little as possible on entity-specific estimates. If all significant inputs required to fair value an instrument are observable, the instrument is included in level 2. Inputs other than quoted prices included within Level 1 that are observable for the asset or liability, either directly (i.e. as prices) or indirectly (i.e.derived from prices).

Level 3 - If one or more of the significant inputs is not based on observable market data, the instrument is included in level 3.

(g) Leases

i) Where the Company is the lessee

A lease is classified at the inception date as a finance lease or an operating lease. A lease that transfers substantially all the risks and rewards incidental to ownership to the Company is classified as a finance lease.

Finance leases are capitalised at the commencement of the lease at the inception date fair value of the leased property or, if lower, at the present value of the minimum lease payments. Lease payments are apportioned between finance charges and reduction of the lease liability so as to achieve a constant rate of interest on the remaining balance of the liability. Finance charges are recognised in finance costs in the statement of profit and loss, unless they are directly attributable to qualifying assets, in which case they are capitalised in accordance with the Company's general policy on the borrowing costs [See note 2(b)(k)]. Contingent rentals are recognised as expenses in the periods in which they are incurred.

A leased asset is depreciated over the useful life of the asset. However, if there is no reasonable certainty that the Company will obtain ownership by the end of the lease term, the asset is depreciated over the shorter of the estimated useful life of the asset and the lease term.

Operating lease payments are recognised as an expense in the statement of profit and loss on a straight-line basis over the lease term, unless the payment to lessor is structured to increase in line with expected general inflation and compensate for the lessor's expected inflation cost increases.

ii) Where the Company is the lessor

Leases for which the Company is a lessor is classified as finance or operating lease. When the terms of the lease transfer substantially all of the risks and benefits incidental to ownership to the lessee, the contract is classified as a finance lease. All other leases are classified as operating leases. For operating leases, rental income is recognized on a straight line basis over the term of relevant lease.'

(h) Employee Benefits

i. Gratuity

Gratuity is a post employment benefit and is in the nature of a defined benefit plan. The liability recognised in the balance sheet in respect of gratuity is the present value of the defined benefit obligation at the balance sheet date less the fair value of plan assets, together with adjustments for unrecognised actuarial gains or losses and past service costs. The defined benefit obligation is determined by actuarial valuation as on the balance sheet date, using the projected unit credit method.

Actuarial gains and losses arising from experience adjustments and changes in actuarial assumptions are charged or credited to the Statement of Profit and Loss in the year in which such gains or losses arise.

ii. Other short term benefits

Expense in respect of other short term benefit is recognised on the basis of amount paid or payable for the period during which services are rendered by the employee.



(i) Earning Per Share

Basic earnings per equity share is computed by dividing the net profit attributable to the equity holders of the company by the weighted average number of equity shares outstanding during the period.

Diluted earnings per equity share is computed by dividing the net profit attributable to the equity holders of the company by the weighted average number of equity shares considered for deriving basic earnings per equity share and also the weighted average number of equity shares that could have been issued upon conversion of all dilutive potential equity shares. The dilutive potential equity shares are adjusted for the proceeds receivable had the equity shares been actually issued at fair value (i.e. the average market value of the outstanding equity shares). Dilutive potential equity shares are deemed converted as of the beginning of the period, unless issued at a later date. Dilutive potential equity shares are determined independently for each period presented.

The number of equity shares and potentially dilutive equity shares are adjusted retrospectively for all periods presented for any share splits and bonus shares issues including for changes effected prior to the approval of the financial statements by the Board of Directors.

(j) Income Tax

Income tax expense comprises current and deferred tax. It is recognised in profit or loss except to the extent that it relates to items recognised directly in equity or in Other Comprehensive Income.

(i) Current tax

Current tax comprises the expected tax payable or receivable on the taxable income or loss for the year after taking credit of the benefits available under the Income Tax Act and any adjustment to the tax payable or receivable in respect of previous years. It is measured using tax rates enacted or substantively enacted at the reporting date.

Current tax assets and liabilities are offset only if, the Company:

- i) has a legally enforceable right to set off the recognised amounts; and
- ii) intends either to settle on a net basis, or to realise the asset and settle the liability simultaneously.

(ii) Deferred tax

Deferred tax is recognised in respect of temporary differences between the carrying amounts of assets and liabilities for financial purposes. Deferred tax is not recognised for:

- i) temporary differences on the initial recognition of assets or liabilities in a transaction that is not a business combination and that affects neither accounting nor taxable profit or loss; and
- ii) temporary differences related to investments in subsidiaries, associates and joint arrangements to the extent that the Company is able to control the timing of the reversal of the temporary differences and it is probable that they will not reverse in the foreseeable future.

A deferred income tax asset is recognised to the extent that it is probable that future taxable profits will be available against which deductible temporary differences and tax losses can be utilised. Deferred tax assets are reviewed at each reporting date and are reduced to the extent that it is no longer probable that the related tax benefit will be realised; such reductions are reversed when the probability of future taxable profits improves.

Unrecognised deferred tax assets are reassessed at each reporting date and recognised to the extent that it has become probable that future taxable profits will be available against which they can be used.

Deferred tax is measured at the tax rates that are expected to be applied to temporary differences when they reverse, using tax rates enacted or substantively enacted at the reporting date. The measurement of deferred tax reflects the tax consequences that would follow from the manner in which the company expects, at the reporting date, to recover or settle the carrying amount of its assets and liabilities.

Deferred tax assets and liabilities are offset only if:

- i) The entity has a legally enforceable right to set off current tax assets against current tax liabilities; and
- ii) The deferred tax assets and the deferred tax liabilities relate to income taxes levied by the same taxation authority on the same taxable entity.

(k) Borrowing Cost

Borrowing cost that are directly attributable to the acquisition, construction, or production of a qualifying asset are capitalized as a part of the cost of such asset till such time the asset is ready for its intended use or sale. Borrowing cost consist of interest and other costs that an entity incurs in connection with the borrowing of funds. Borrowing costs also includes exchange differences to the extent regarded as an adjustment to the borrowing costs. A qualifying asset is an asset that necessarily requires a substantial period of time to get ready for its intended use or sale. All other borrowing cost are recognized as expense in the period in which they are incurred.



(l) Cash & Cash Equivalents

For the purpose of presentation in the statement of cash flows, cash and cash equivalents includes cash on hand, deposits held at call with financial institutions, other short term, highly liquid investments with original maturities of three months or less and which are subject to an insignificant risk of changes in value.

(m) Provisions, Contingent Assets & Contingent Liabilities:

A provision is recognised if, as a result of a past event, the Company has a present legal or constructive obligation that can be estimated reliably, and it is probable that an outflow of economic benefits will be required to settle the obligation. If the effect of the time value of money is material, provisions are determined by discounting the expected future cash flows at a pre-tax rate that reflects current market assessments of the time value of money and the risks specific to the liability. Where discounting is used, the increase in the provision due to the passage of time is recognised as a finance cost. Contingent Liability is disclosed after careful evaluation of facts, uncertainties and possibility of reimbursement, unless the possibility of an outflow of resources embodying economic benefits is remote. Contingent liabilities are not recognised but are disclosed in notes. Contingent assets are not disclosed in the financial statements unless an inflow of economic benefits is probable.

(n) Cash Flow Statements

Cash flows are reported using the indirect method, whereby profit for the period is adjusted for the effects of transactions of a non-cash nature, any deferrals or accruals of past or future operating cash receipts or payments and item of income or expenses associated with investing or financing cash flows. The cash flows from operating, investing and financing activities of the Company are segregated. The company considers all highly liquid investments that are readily convertible to known amounts of cash to be cash equivalents.

(p) Operating Segments

(i) Identification of segments

The Company's operating businesses are organized and managed separately according to the nature of products and services provided, with each segment representing a strategic business unit that offers different products and serves different markets. The analysis of geographical segments is based on the areas in which major operating divisions of the Company operate.

(ii) Unallocated items

Unallocated items include general corporate income and expense items which are not allocated to any business segment.

(iii) Segment accounting policies

The Company prepares its segment information in conformity with the accounting policies adopted for preparing and presenting the financial statements of the Company as a whole.

III Significant Accounting Judgements, Estimates & Assumptions

In the process of applying the Company's accounting policies, management has made the following estimates, assumptions and judgements which have significant effect on the amounts recognized in the financial statement:

a) Income taxes

Judgment of the Management is required for the calculation of provision for income taxes and deferred tax assets and liabilities. The company reviews at each balance sheet date the carrying amount of deferred tax assets. The factors used in estimates may differ from actual outcome which could lead to significant adjustment to the amounts reported in the standalone financial statements.

b) Contingencies

Judgment of the Management is required for estimating the possible outflow of resources, if any, in respect of contingencies/claim/litigations against the company as it is not possible to predict the outcome of pending matters with accuracy.

c) Allowance for uncollected accounts receivable and advances

Trade receivables do not carry any interest and are stated at their normal value as reduced by appropriate allowances for estimated irrecoverable amounts. Individual trade receivables are written off when management deems them not collectible. Impairment is made on ECL, which are the present value of the cash shortfall over the expected life of the financial assets.



Adhesh

Jayesh

d) Defined Benefit Plans

The cost of the defined benefit plan and other post-employment benefits and the present value of such obligation are determined using actuarial valuations. An actuarial valuation involves making various assumptions that may differ from actual developments in future. These Includes the determination of the discount rate, future salary increases, mortality rates and attrition rate. Due to the complexities involved in the valuation and its long-term nature, a defined benefit obligation is highly sensitive to changes in these assumptions. All assumptions are reviewed at each reporting date.

IV Recent Accounting Pronouncements

Ministry of Corporate Affairs ("MCA") notifies Companies (Indian Accounting Standards Amendment Rules, 2021) vide its notification dated 18th June 2021 stating amendments to the existing standards which are applicable from the date of its notification.

The summary of amendments are as follows:-

- i) Covid 19 related concessions beyond 30th June, 2021 vis-à-vis Ind AS 116.
- ii) Some internal changes in various headings and expressions used in various Ind AS.
- iii) References have been made to "Conceptual Framework to Ind AS" issued in 2021 by substituting the same for "Framework for the Preparation and Presentation of Financial Statements in accordance with Indian Accounting Standards (the Framework)"
- iv) Amendments have been made for accounting of "Expenditure on Purchasing, Developing and Operating Hardware of a Website" - Ind AS 38 and Ind AS 16



Adhish

Jayesh

BLS KENDRAS PRIVATE LIMITED
(CIN: U74999DL2018PTC331178)
NOTES TO THE FINANCIAL STATEMENTS FOR THE YEAR ENDED MARCH 31, 2021
 Amount in (lakhs) unless otherwise stated

3 PROPERTY, PLANT & EQUIPMENT

Particulars	As at March 31, 2020			As at March 31, 2021			Depreciation/ Amortisation			Net Carrying Value	
	As at April 1, 2019	Additions	Disposals/ Adjustments	As at March 31, 2020	As at April 01, 2019	Charge for the year	Disposals/ Adjustments	As at March 31, 2020	As at March 31, 2021	As at March 31, 2020	As at March 31, 2021
Computers	3.25	1.75	-	4.99	0.28	2.62	-	2.90	-	2.90	2.09
Total	3.25	1.75	-	4.99	0.28	2.62	-	2.90	-	2.90	2.09
Particulars	Gross carrying value			Gross carrying value			Depreciation/ Amortisation			Net Carrying Value	
	As at April 1, 2020	Additions	Disposals/ Adjustments	As at March 31, 2021	As at April 01, 2020	Charge for the year	Disposals/ Adjustments	As at March 31, 2021	As at March 31, 2021	As at March 31, 2021	As at March 31, 2021
Computers	4.99	-	-	4.99	2.90	1.34	-	4.24	4.24	4.24	0.75
Total	4.99	-	-	4.99	2.90	1.34	-	4.24	4.24	4.24	0.75

4 INTANGIBLE ASSETS

Particulars	As at March 31, 2020			As at March 31, 2021			Depreciation/ Amortisation			Net Carrying Value	
	As at April 1, 2019	Additions	Disposals/ Adjustments	As at March 31, 2020	As at April 01, 2019	Charge for the year	Disposals/ Adjustments	As at March 31, 2020	As at March 31, 2021	As at March 31, 2020	As at March 31, 2021
Computer Software	0.52	-	-	0.52	0.10	0.17	-	0.27	0.27	0.24	0.24
Total	0.52	-	-	0.52	0.10	0.17	-	0.27	0.27	0.24	0.24
Particulars	Gross carrying value			Gross carrying value			Depreciation/ Amortisation			Net Carrying Value	
	As at April 1, 2019	Additions	Disposals/ Adjustments	As at March 31, 2021	As at April 01, 2020	Charge for the year	Disposals/ Adjustments	As at March 31, 2021	As at March 31, 2021	As at March 31, 2021	As at March 31, 2021
Computer Software	0.52	-	-	0.52	0.27	0.17	-	0.44	0.44	0.07	0.07
Total	0.52	-	-	0.52	0.27	0.17	-	0.44	0.44	0.07	0.07



Signature

Signature

BLS KENDRAS PRIVATE LIMITED
(CIN: U74999DL2018PTC331178)

NOTES TO THE FINANCIAL STATEMENTS FOR THE YEAR ENDED MARCH 31, 2021

Amount in (lakhs) unless otherwise stated

	As at March 31, 2021		As at March 31, 2020
5 Other financial assets: non current			
Carried at amortised cost			
Security deposits	9.14		9.14
Fixed deposit having a remaining maturity period of more than twelve months.*	558.25		555.00
Interest accrued on fixed deposit	90.91		54.47
Total	658.31		618.61
* Pledged against Bank Guarantee			
6 Deferred tax asset & (liabilities)(Net)		As at Change during the year	As at March 31, 2020
Deferred tax liability on account of			
Timing difference on depreciation and amortisation	(0.23)	(0.09)	(0.14)
Remeasurement of defined benefit plan (OCI)	-	(0.02)	0.02
Total deferred tax liability (A)	(0.23)	(0.11)	(0.12)
Deferred tax asset on account of			
Timing difference on gratuity	2.68	0.15	2.55
Timing difference on preliminary expenses	0.09	(0.04)	0.13
Total deferred tax asset (B)	2.77	0.10	2.68
Deferred tax Asset (Net) (B-A)	3.00	0.22	2.80
Financial Assets			
7 Trade receivables			
Unsecured			
Trade receivables			
Considered good	0.14		9.21
Less: Allowance for expected credit losses	-		-
Total	0.14		9.21
8 Cash and cash equivalents			
Balance with banks:			
Current account	335.21		225.66
Cash in hand	50.38		13.08
Total	385.59		238.74
9 Other Financial Assets			
Receivables from Punjab Govt (PSeGS)	0.25		0.25
Advance to employees	2.02		6.51
Interest accrued on fixed deposit			
Security deposit receivable	0.10		0.10
Wallet*	5.81		57.10
Total	8.18		63.96
*Including wallet balance with related party (Refer note 34)			
BLS E-Services Private Limited	-		51.29
10 Other Current assets			
Balance with statutory/ government authorities	18.39		21.42
Wallet Assets	1.07		1.48
Advance against material & services	22.61		14.88
Prepaid expenses	9.69		26.78
Total	51.75		64.56
11 Current tax assets (net)			
Advance tax (net of Provision)	-		3.89
Total	-		3.89



Adhish

Sayeechandra

BLS KENDRAS PRIVATE LIMITED
(CIN: U74999DL2018PTC331178)

NOTES TO THE FINANCIAL STATEMENTS FOR THE YEAR ENDED MARCH 31, 2021

Amount in (lakhs) unless otherwise stated

	As at March 31, 2021	As at March 31, 2020
13 Other Equity		
Retained earnings		
Add: Profit/(Loss) for the year transferred from statement of profit and loss	131.32	(134.10)
Total (a)	164.77	265.34
Other Comprehensive Income (OCI) (b)	296.08	131.24
Balance of Retained Earnings at the end of reporting period (a+b)	297.75	131.32
Description of nature and purpose of reserve		
Retained Earning		
Retained earning are the profits that the Company has earned till date less dividends (if any) and distribution paid to shareholders. Retained earning is a free reserve available to the Company		
14 Provisions - Non- Current		
Provision for employee benefit (refer note 33)	7.81	9.16
Total	7.81	9.16
Financial liabilities : Current		
15 Borrowings		
Loans Repayable on demand:		
Unsecured		
Loan from holding company*	-	301.55
Total	-	301.55
The Company had taken loan from holding Company for its business activities . The loans was unsecured and repayable on demand .The loan carried interest rate 7.95% to 10 % per annum.		
*Balance with related parties (Refer note 34)		
BLS International Services Limited	-	301.55
16 Trade Payable		
Dues to micro enterprises and small enterprises (Refer note 32)	-	-
Dues to creditors other than micro enterprises and small enterprises	19.54	47.30
Total	19.54	47.30
17 Other financial liabilities		
- Expenses payable**	585.04	383.35
- Payable to employees	21.43	18.15
- Government fees payable	-	45.14
-Interest accrue but not due to holding company*	-	1.00
-Interest accrue and due to holding company*	13.30	-
-Wallet#	50.08	-
Total	669.85	447.64
*Balance with related parties (Refer note 34)		
BLS International Services Limited	13.30	1.00
**BLS International Services Limited	74.10	-
# Wallet balance with related parties (Refer note 34)		
BLS E Services Private Limited	50.54	-
18 Other Current Liabilities		
Statutory dues payable	28.54	0.05
Other payable	22.12	16.11
Total	50.67	16.16
19 Current tax liabilities (net)		
Current Tax provision(net of tax paid)	9.28	-
Total	9.28	-
20 Provision : Current		
Provision for employee benefit (refer note 33)	2.89	0.97
Total	2.89	0.97



(Handwritten signature in blue ink)

(Handwritten signature in blue ink)

BLS KENDRAS PRIVATE LIMITED
(CIN: U74999DL2018PTC331178)

NOTES TO THE FINANCIAL STATEMENTS FOR THE YEAR ENDED MARCH 31, 2021

Amount in (lakhs) unless otherwise stated

12 EQUITY SHARE CAPITAL

Particulars	As at March 31, 2021	As at March 31, 2020
Authorized Share Capital		
500,000 (March 31, 2020 : 5,00,000) equity shares of Rs. 10/- each	50.00	50.00
Issued, subscribed and fully paid-up		
500,000 (March 31, 2020 : 5,00,000) equity shares of Rs. 10/- each	50.00	50.00
Total	50.00	50.00

a.) Reconciliation of the number of shares

Particulars	As at March 31, 2021		As at March 31, 2020	
	Number of shares	Amount in Rs.	Number of shares	Amount in Rs.
Issue of share capital during the year	500,000	50.00	500,000	50.00
Balance as at the closing of the year	500,000	50.00	500,000	50.00

b.) Rights, preferences and restrictions attached to shares

Equity shares: The Company has only one class of equity shares having a par value of Rs. 10 per share. Each holder of equity shares is entitled to one vote per share. In the event of liquidation of the company, the holder of equity shares will be entitled to receive any of the remaining assets of the company, after distribution of all preferential amounts, if any. The distribution will be in proportion of the number of equity shares held by the shareholders. The dividend Proposed, if any, by the Board of Directors is subject to approval of the Shareholders in the ensuing Annual General Meeting except in the case of Interim Dividend.

c.) Numbers of shares held by holding company/ultimate holding company

Particulars	As at March 31, 2021		As at March 31, 2020	
	Number of shares	% of holding in the class	Number of shares	% of holding in the class
Holding Company				
BLS International Services Limited	500,000	100%	500,000	100%

d.) Details of equity shares held by shareholders holding more than 5% of the aggregate shares in the Company

Particulars	As at March 31, 2021		As at March 31, 2020	
	Number of shares	% of holding in the class	Number of shares	% of holding in the class
Equity shares of Rs.10 each				
BLS International Services Limited*	500,000	100%	500,000	100%

* one share hold by nominee share holder

e). The Company has not issued any bonus shares and there is no buy back of shares in the current year.



Adhish

Jayesh

BLS KENDRAS PRIVATE LIMITED
(CIN: U74999DL2018PTC331178)

NOTES TO THE FINANCIAL STATEMENTS FOR THE YEAR ENDED MARCH 31, 2021

Amount in (lakhs) unless otherwise stated

	Year ended March 31, 2021	Year ended March 31, 2020
21 Revenue from operations		
Sale of services : government to customers	4,390.15	4,520.20
Sale : business to customers	5.57	69.26
Total	4,395.72	4,589.46
Contract balance	As at March 31, 2021	As at March 31, 2020
Trade Receivable	0.14	9.21
Advance from the customers	-	-
Reconciliation of revenue recognition with the Contracted price is as follows:		
	Year ended March 31, 2021	Year ended March 31, 2020
Contract price	4,395.72	4,589.46
Reduction towards variable consideration components	-	-
Revenue recognised	4,395.72	4,589.46
22 Other Income		
Miscellaneous income	0.11	0.43
Interest on fixed deposit receipts	43.03	38.09
Total	43.14	38.52
23 Purchases		
Purchase of pan coupons	3.33	44.09
Purchase of E-recharge coupons	-	10.85
Total	3.33	54.94
24 Cost of Services		
Manpower cost	2,290.83	2,520.42
PSEGS contract expense	493.47	407.63
Commission expense	0.68	0.45
Total	2,784.98	2,928.50
25 Employee benefit expense		
Salaries and wages, bonus etc.	150.34	194.55
Staff welfare expense	1.27	2.24
Contribution to provident & other funds	3.24	3.96
Total	154.85	200.75
26 Finance Cost		
Interest on loan from holding company*	13.66	38.11
Interest others	4.24	-
Other financials charges	32.21	21.32
Total	50.11	59.43
*Transaction with related parties (Refer note 34)		
BLS International Services Limited	13.66	38.11
27 Depreciation and amortisation expense		
Depreciation on property, plant & equipment	1.34	2.62
Amortization on intangible assets	0.17	0.17
Total	1.51	2.79



Adhish

Jayesh

BLS KENDRAS PRIVATE LIMITED
(CIN: U74999DL2018PTC331178)
NOTES TO THE FINANCIAL STATEMENTS FOR THE YEAR ENDED MARCH 31, 2021
Amount in (lakhs) unless otherwise stated

28 Other Expenses		
Payment to auditor's	3.00	3.00
Management consulting Fee*	112.06	-
Master franchisee fee*	110.00	65.00
Rent expense	20.75	27.32
Printing & stationery expense	63.05	74.18
Software expense	22.55	36.70
Legal & professional expenses	115.33	51.18
Repair & maintenance expense- others	57.80	14.12
Diesel & fuel expense	49.77	49.41
Office maintenance expense	6.13	0.71
Communication cost	106.83	55.77
Sewa kendra expenses	461.50	581.48
Vehicle running & maintenance expense	5.88	7.12
Business promotion expense	0.12	24.81
Conveyance & travelling expense	71.45	61.26
Miscellaneous expense	10.91	11.62
Insurance expense	6.31	5.53
Bank charges	0.19	0.60
Total	1,223.63	1,069.80
*Transaction with related parties (Refer note 34)		
BLS E-Services Private Limited	110.00	65.00
BLS International Services Limited	112.06	-

28.1 Payment to auditors	Year ended	Year ended
	March 31, 2021	March 31, 2020
Statutory audit fees	3.00	3.00
Total	3.00	3.00

29 Earning Per Share (EPS)	Year ended	Year ended
	March 31, 2021	March 31, 2020
Net profit after tax as per statement of profit and loss attributable to equity shareholders (Rs in lakhs)	164.77	265.34
Weighted average number of equity shares used as denominator for calculating basic EPS (Nos.)	500,000	500,000
Weighted average potential equity shares total	-	-
Weighted average number of equity shares used as denominator for calculating diluted EPS (Nos.)	500,000	500,000
Earning per share (Basic & Diluted)	32.95	53.07
face value per equity share (Re.)	10.00	10.00

30 CONTINGENT LIABILITIES AND COMMITMENTS (TO THE EXTENT NOT PROVIDED FOR)	Year ended	Year ended
	March 31, 2021	March 31, 2020
Guarantees issued by the bank on behalf of the Company	2,000.00	2,000.00

31 LEASES
The Company has taken premises for office under cancellable operating lease agreements. Terms of the lease include terms for renewal, increase in rents in future periods and terms of cancellation.
Lease and rent payments recognised in statement of profit an loss amounting Rs. 20.75 (March 31, 2020 Rs 27.32)



(Handwritten signature)

(Handwritten signature)

BLS KENDRAS PRIVATE LIMITED
(CIN: U74999DL2018PTC331178)

NOTES TO THE FINANCIAL STATEMENTS FOR THE YEAR ENDED MARCH 31, 2021

Amount in (lakhs) unless otherwise stated

32 The Micro, Small and Medium Enterprises Development (MSMED) Act, 2006

Based on the information available, there are no vendors who have confirmed that they are covered under the Micro, Small and Medium Enterprises Development Act, 2006. Disclosures as required by section 22 of The Micro, Small and Medium Enterprises Development Act, 2006, are given below:

Particulars	As at March 31, 2021	As at March 31, 2020
Principal amount remaining unpaid at the end of the year*	-	-
Interest due thereon remaining unpaid at the end of the year	-	-
Delayed payment of Principal amount paid beyond appointed date during the entire financial year	-	-
Interest actually paid under Section 16 of the Act during the entire accounting year	-	-
Amount of Interest due and payable for the period of delay in making the payment (which have been paid but beyond the appointed day during the year) but without adding interest specified under this Act.	-	-
Amount of Interest due and payable for the period (where principal has been paid but interest under the MSMED Act not paid)	-	-
Interest accrued and remaining unpaid at the end of the year	-	-
The amount of further interest remaining due and payable even in succeeding years, until such date when the interest dues as above are actually paid to the Micro and Small Enterprises for the purpose of disallowances as deductible expenditure under Section 23 of this Act	-	-

* Dues to Micro and Small Enterprises have been determined to the extent such parties have been identified on the basis of information collected by management. This has been relied upon by the auditors



Adhish

Sangeeta

33. Employee Benefits

Table Showing Changes in Present Value of Obligations:

Period	For the period ended 31 March, 2021	For the period ended 31 March, 2020
Present value of the obligation at the beginning of the period	10.13	6.26
Interest cost	0.71	0.42
Current service cost	2.53	3.54
Benefits paid (if any)		
Actuarial (gain)/loss	(2.66)	(0.10)
Present value of the obligation at the end of the period	10.70	10.13

Bifurcation of total Actuarial (gain) /loss on liabilities

Period	For the period ended 31 March, 2021	For the period ended 31 March, 2020
Actuarial gain/ losses from changes in Demographics assumptions (mortality)	Not Applicable	Not Applicable
Actuarial (gain) losses from changes in financial assumptions	(0.34)	(0.75)
Experience Adjustment (gain)/ loss for Plan liabilities	(2.32)	0.65
Total amount recognized in other comprehensive Income	(2.66)	(0.10)

The amount to be recognized in the Balance Sheet

Period	As on March 31, 2021	As on March 31, 2020
Present value of the obligation at the end of the period	10.70	10.13
Fair value of plan assets at end of period	-	-
Net liability/(asset) recognized in Balance Sheet and related analysis	10.70	10.13
Funded Status	(10.70)	(10.13)
Best estimate for contribution during next Period	-	-

Expense recognized in the statement of Profit and Loss

Period	For the period ended 31 March, 2021	For the period ended 31 March, 2020
Interest cost	0.71	0.42
Current service cost	2.53	3.54
Expected return on plan asset		
Expenses to be recognized in the statement of P&L accounts	3.24	3.96

Other comprehensive (income)/expenses (Remeasurement)

Period	For the period ended 31 March, 2021	For the period ended 31 March, 2020
Cumulative unrecognised actuarial (gain)/loss opening B/F	(0.10)	-
Actuarial (gain)/loss - obligation	(2.66)	(0.10)
Actuarial (gain)/loss - plan assets	-	-
Total Actuarial (gain)/loss	(2.66)	(0.10)
Cumulative total actuarial (gain)/loss .C/F	(2.76)	(0.10)

Net Interest Cost

Period	For the period ended 31 March, 2021	For the period ended 31 March, 2020
Interest cost on defined benefit obligation	0.71	0.42
Interest income on plan assets	-	-
Net Interest cost (income)	0.71	0.42



Admission

Jayachand

BLS KENDRAS PRIVATE LIMITED
(CIN: U74999DL2018PTC331178)

NOTES TO THE FINANCIAL STATEMENTS FOR THE YEAR ENDED MARCH 31, 2021

Amount in (lakhs) unless otherwise stated

Experience Adjustment

Period	For the period ended 31 March, 2021	For the period ended 31 March, 2020
Experience Adjustment (Gain)/loss for Plan liabilities	(2.32)	0.65
Experience Adjustment Gain/ (loss) for Plan assets	-	-

Summary of membership data at the date of valuation and statistics based thereon:

Period	As on March 31, 2021	As on March 31, 2020
Number of employees	16	16
Total monthly salary (in lakhs)	6.79	7.83
Average Past Service(Years)	3.1	2.9
Average remaining working lives of employees(Years)	18.6	17.3
Average Age(years)	39.4	40.7
Weighted average duration (based on discounted cash flows) in years	13	13
Average monthly salary (in lakhs)	0.42	0.49

The assumptions employed for calculations are tabulated:

Discount rate	7.00 % per annum	6.75 % per annum
Salary Growth Rate	5.00 % per annum	5.00 % per annum
Mortality	IALM 2012-14	IALM 2012-14
Expected rate of return	-	-
Withdrawal Rate (per annum)	5.00 % p.a.	10.00 % p.a.
The weighted average duration of the Defined Benefit plan is 17 years	-	-

Benefits valued:

Normal Retirement Age	58 Years	58 Years
Salary	Last drawn qualifying salary	Last drawn qualifying salary
Vesting Period	5 Years of service	5 Years of service
Benefits on Normal Retirement	15/26*Salary*Past Service (yr)	15/26*Salary*Past Service (yr)
Benefit on early exit due to death and disability	As above except that no vesting conditions apply	As above except that no vesting conditions apply
Limit (in lakhs)	20.00	20.00

Current Liability (*It is probable outlay in next 12 months as required by the Companies Act) :

Period	As on March 31, 2021	As on March 31, 2020
Current Liability (Short Term)	2.89	0.97
Non Current Liability (Long Term)	7.81	9.16
Total Liability	10.70	10.13

Sensitivity Analysis :

Period	As on 31.03.2021	As on March 31, 2020
Defined benefit obligation (Base)	Rs.10.70 @ salary increase rate : 5 % and discount rate : 7.00%	Rs. 10.13 @ salary increase rate : 5 % and discount rate : 6.75%
Liability with x % increase in Discount rate	Rs. 9.95; x= 1.00% [change (7)%]	Rs. 9.62; x= 1.00% [change (5)%]
Liability with x % decrease in Discount rate	Rs. 11.57; x= 1.00% [change 8%]	Rs. 10.69; x= 1.00% [change 6%]
Liability with x % increase in salary growth rate	Rs. 11.58; x= 1.00% [change 8%]	Rs. 10.70; x= 1.00% [change 6%]
Liability with x % decrease in salary growth rate	Rs. 9.93; x= 1.00% [change (7)%]	Rs. 9.61; x= 1.00% [change (5)%]
Liability with x % increase in withdrawal rate	Rs.10.77; x= 1.00% [change 1%]	Rs. 10.03; x= 1.00% [change (1)%]
Liability with x % decrease in withdrawal rate	Rs.10.61; x= 1.00% [change (1)%]	Rs. 10.22; x= 1.00% [change 1%]

Maturity Profile of projected benefit obligation: from the fund

	For the year ended March 31,	
	2021	For the period ended 31 March, 2020
	Gratuity (Unfunded)	Gratuity (Unfunded)
1st Following Year	2.89	0.97
2nd Following Year	0.17	2.12
3rd Following Year	0.17	0.29
4th Following Year	0.18	0.31
5th Following Year	0.18	0.31
After 5 Years	7.11	6.13



Asheer

Jayeshwar

BLS KENDRAS PRIVATE LIMITED

(CIN: U74999DL2018PTC331178)

NOTES TO THE FINANCIAL STATEMENTS FOR THE YEAR ENDED MARCH 31, 2021

Amount in (lakhs) unless otherwise stated

34 Ind AS 24 Related Party Disclosures

A) Holding Company	Country of incorporation
BLS International Service Limited	India
B) Fellow Subsidiaries	
BLS E- Solutions Private Limited	India
BLS E-Services Private Limited	India
BLS IT Services Private Limited	India
Starfin India Private Limited*	India
Reired BLS International Private Limited	India
BLS International FZE	UAE
BLS International Services Canada INC.^	Canada
BLS International Services Norway AS^	Norway
BLS International Services Singapore PTE LTD.^	Singapore
BLS VAS Singapore Pte. Limited^	Singapore
BLS International Services Malaysia SDN BHD^	Malaysia
BLS International Services, UAE^	UAE
BLS International Services, UK^	UK
Consular Outsourcing BLS Services Inc.^	US
BLS International Vize Hizmetleri Ltd. Sti.^	Turkey
BLS International Services Limited^	Hong Kong
BLS International (pty) Limited^	South Africa
BLS International Employees Welfare Trust	India

^ Subsidiary companies of BLS International FZE

* Subsidiary of BLS E-Services Private Limited

C) Key Management Personnel (KMP)	Designation
Mr. Dinesh Sharma	Director
Mr. Sanjeev Kumar	Director
Ms. Shivani Mishra	Director
Mr. Abhinav Goel (Appointed w.e.f 07.06.2021)	Director

D) Transaction and balances with related parties during the Year

The following transactions were carried out with the related parties in the ordinary course of business:

Particulars	Nature of Transaction	2020-21	2019-20	
1 BLS International Service Limited	Reimbursement of Expenses (Paid)	-	0.15	
	Consultancy services	112.06	0.00	
	Loan received during the year	40.00	50.00	
	Loan repaid during the year	341.55	208.45	
	Interest expenses on Borrowings	13.66	38.11	
	Amt received	-	3.71	
	Rent paid as a sub rental	-	1.42	
	Closing Balance			
	Loan payable	-	301.55	
	Interest payable	13.30	1.00	
	Other payables	74.10	-	
2 BLS E-Services Private Limited	Off balance sheet items			
	Performance bank guarantee taken	2000.00	2000.00	
	Purchase of E-wallet top up	442.32	2,129.36	
	E-wallet redeemed	-	-222.77	
	Commission income	1.95	14.24	
	Commission expense	(0.04)	(0.45)	
	E-wallet transaction done	(435.60)	(1,815.56)	
	Franchisee fee paid	(110.00)	(65.00)	
	Closing Balance			
	E-wallet Assets	(50.08)	51.29	
	UP E-wallet top up	(3.00)	-	
UP Commission Expense	(0.29)	-		
UP E-wallet transaction done	2.89	-		
Closing Balance	(0.45)	-		



Handwritten signature in blue ink.

Handwritten signature in blue ink.

BLS KENDRAS PRIVATE LIMITED
(CIN: U74999DL2018PTC331178)

NOTES TO THE FINANCIAL STATEMENTS FOR THE YEAR ENDED MARCH 31, 2021

Amount in (lakhs) unless otherwise stated

35 Income Taxes

a. Amount recognised in Statement of Profit and Loss

	For the year ended March 31, 2021	For the year ended March 31, 2020
Current Income Tax		
Current year	56.95	47.58
Deferred Tax	(0.22)	(1.15)
Tax for earlier year	(0.05)	-
Total	56.69	46.43

b. Reconciliation of Tax expense

	For the year ended March 31, 2021	For the year ended March 31, 2020
Reconciliation of effective tax rate		
Profit/ (Loss) before tax	220.45	311.77
Enacted income tax rate*	25.17%	25.17%
Income tax credit calculated at Income tax rate	55.48	78.47
Add/(deduct) impact of:		
Expenses not allowable in income tax	0.61	0.20
Expenses allowable in income tax	(0.04)	(0.04)
Effect of carried forward losses	-	(32.32)
Change in tax rate	-	0.05
Tax expense for earlier year	(0.05)	-
Others	0.69	0.07
Tax Expense	56.69	46.43

* tax rate of 25.168% includes corporate tax of 22% , Surcharge 10%and Secondary and Higher Education Cess of 4% on the tax amount



[Handwritten signature]

[Handwritten signature]

36 FINANCIAL INSTRUMENTS

36(A) CATERGORY-WISE CLASSIFICATION OF FINANCIAL INSTRUMENTS

Sl.No	Particulars	Note	As at March 31, 2021		As at March 31, 2020	
			Non-current	Current	Non-current	Current
a)	Financial assets designated at amortised cost					
(i)	Term deposits pledge against bank guarantee	5	558.25	-	555.00	-
(ii)	Security deposits	5	9.14	-	9.14	-
(iii)	Cash & Cash Equivalents	8	-	385.59	-	238.74
(iv)	Trade receivables	7	-	0.14	-	9.21
(v)	Other financial current assets	5 & 9	658.31	8.18	54.47	63.96
			667.44	393.90	618.61	311.91
b)	Financial liability designated at amortised cost					
(i)	Loan from related party	15	-	-	-	301.55
(ii)	Trade payables	16	-	19.54	-	47.30
(iii)	Other financial current liability	17	-	669.85	-	447.64
			-	689.40	-	796.49

36(B) FAIR VALUE MEASUREMENTS

(i) Financial instrument measured at Amortised Cost

The carrying amount of financial assets and financial liabilities measured at amortised cost in the financial statements are a reasonable approximation of their fair value since the Company does not anticipate that the carrying amounts would be significantly different from the values that would eventually be received or settled.

36(C). FINANCIAL RISK MANAGEMENT- OBJECTIVES AND POLICIES

The Company's financial liabilities comprise mainly of borrowings, trade payable and others payable. The company's financial assets comprise mainly of investments, cash and cash equivalents, other bank balances, loans, trade payable and other receivables.

The company has exposure to the following risks arising from financial instruments:

- Credit risk
- Liquidity risk; and
- Market risk

a) Risk management framework

The Company's board of directors has the overall responsibility for the management of these risks and is supported by Management Advisory Committee that advises on the appropriate financial risk governance framework. The Company has the risk management policies and systems in place and are reviewed regularly to reflect changes in market conditions and the Company's activities. The Company's audit committee oversees how management monitors compliance with the risk management policies and procedures, and reviews the adequacy of risk management framework in relation to the risks faced by the Company. The framework seeks to identify, assess and mitigate financial risk in order to minimise potential adverse effects on the company's financial performance.

b) Credit Risk

Credit risk is the risk of financial loss to the Company if a customer or counterparty to a financial instrument fails to meet its contractual obligation, and arises from the operating activities primarily (trade receivables) and investing activities including deposits with banks and other corporate deposits. The company establishes an allowance for impairment that represents its estimate of expected losses in respect of financial assets. A default of financial assets is when there is a significant increase in the credit risk which is evaluated based on the business environment. The assets are written off when the company certain about the non- recovery.

(i) Trade & other receivables:

Customer credit risk is managed based on company's established policy, procedures and controls. The company assesses the credit quality of the counterparties, taking into account their financial position, past experience and other factors.

Credit risk is reduced by receiving pre-payments. The company has a well defined sales policy to minimize its risk of credit defaults. Outstanding customer receivables are regularly monitored and assessed. Impairment analysis is performed passed on historical data at each reporting date on an individual basis. However a large number of minor receivables are grouped into homogenous groups and assessed for impairment collectively.

Expected Credit loss under simplified approach for Trade receivables:

Ageing	As at	As at
	March 31, 2021	March 31, 2020
Ageing of gross carrying amount		
0-6 months	0.14	9.21
More than 6 months	-	-
Gross Carrying amount	0.14	9.21
Expected Credit loss	-	-
Net carrying amount	0.14	9.21



(Handwritten signature)

(Handwritten signature)

(ii) Financial instruments and cash deposits :

Credit risk from balances with banks and other financial instruments is managed by Company in accordance with its policy. Investments of surplus funds are made only with approved counterparties and within credit limits assigned to each counterparty. Counterparty credit limits are reviewed by the management, and may be updated throughout the year.

Impairment on cash and cash equivalents, deposits and other financial instruments has been measured on the 12-month expected credit loss basis and reflects the short maturities of the exposures. The Company considers that its cash and cash equivalents have low credit risk based on external credit ratings of counterparties.

Based on the assessment there is no impairment in the above financial assets.

C) Liquidity Risk

Liquidity risk is defined as the risk that the company will not be able to settle or meet its obligations on time or at a reasonable price. The Company's treasury department is responsible for maintenance of liquidity, continuity of funding as well as timely settlement of debts. In addition, policies related to mitigation of risks are overseen by senior management. Management monitors the Company's net liquidity position on the basis of expected cash flows vis a vis debt service fulfilment obligation.

Maturity profile of financial liabilities

The table below provides details regarding the remaining contractual maturities of financial liabilities at the reporting date based on contractual undiscounted payments.

	Less than 1 year	1-5 years	More than 5 Years	Total
As at March 31, 2021				
Loan from related party	-	-	-	-
Trade payables	19.54	-	-	19.54
Other financial current liability	669.85	-	-	669.85
As at March 31, 2020				
Loan from related party	301.55	-	-	301.55
Trade payables	47.30	-	-	47.30
Other financial current liability	447.64	-	-	447.64

D) Market Risk

Market risk is the risk that changes in market prices - such as foreign exchange rates, interest rates and equity prices - will affect the Company's income or the value of its holdings of financial instruments. The objective of market risk management is to manage and control market risk exposures within acceptable parameters while optimising the return.

i) The Company is not exposed to market risk primarily related to foreign exchange rate risk (currency risk) and market value of its investments.

ii) Interest Rate Risk and Sensitivity

The Company's exposure to the risk of changes in market interest rates relates primarily to long term debt. Borrowings at variable rates expose the Company to cash flow interest rate risk. With all other variables held constant, the following table demonstrates composition of fixed and floating rate borrowing of the company and impact of floating rate borrowings on company's profitability.

36(d) Capital Management

The Company's policy is to maintain a strong capital base so as to maintain investor, creditor and market confidence and to sustain future development of the business. The primary objective of the Company's Capital management is to maximise shareholder's value. The Company manages its capital and makes adjustment to it in light of the changes in economic and market conditions.

The Company manages capital using gearing ratio, which is total debt divided by total equity. The gearing at the end of the reporting period was as follows:

Particulars	As at	
	March 31, 2021	March 31, 2020
Borrowings (Current)	-	301.55
Less: Cash and cash equivalents including bank balances	(385.59)	(238.74)
Total Debt (i)	A	62.81
Total Equity (ii)		181.32
Overall financing (i)+(ii)	B	244.13
Gearing ratio	A/B	0.26

No changes were made in the objectives, policies or processes for managing capital of the Company during the current year



[Handwritten signature]

[Handwritten signature]

37 Segment information

Information about primary segment

The company has engaged in the business of providing citizen services under an e-governance projects of Punjab state Govt. and has only reportable segment in accordance with IND AS-108 'Operating Segment'.

38 Impairment Review

Assets are tested for impairment whenever there are any internal or external indicators of impairment. Impairment test is performed at the level of each Cash Generating Unit ('CGU') or groups of CGUs within the Company at which the assets are monitored for internal management purposes, within an operating segment. The impairment assessment is based on higher of value in use and value from sale calculations. During the year, the testing did not result in any impairment in the carrying amount of other assets. The measurement of the cash generating units' value in use is determined based on financial plans that have been used by management for internal purposes. The planning horizon reflects the assumptions for short to- mid-term market conditions.

Key assumptions used in value-in-use calculations are:-

(i) Operating margins (Earnings before interest and taxes), (ii) Discount Rate, (iii) Growth Rates and (iv) Capital Expenditure

39 In the opinion of the management of the Company and to the best of their knowledge & belief, the value of current assets, loans and advances, if realized in the ordinary course of business would not be less than the amount at which they are stated in the balance sheet.

Trade and other payables, advance from customer, trade receivables and other receivables and other parties' balance are subject to confirmations & reconciliation



A handwritten signature in blue ink, appearing to be 'Ajay' or similar, written in a cursive style.

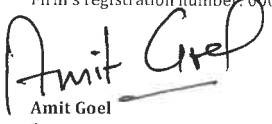
A handwritten signature in blue ink, appearing to be 'Jayesh Kumar', written in a cursive style.

BLS KENDRAS PRIVATE LIMITED
(CIN: U74999DL2018PTC331178)

NOTES TO THE FINANCIAL STATEMENTS FOR THE YEAR ENDED MARCH 31, 2021

- 40 The Company has made assessment of impact of COVID-19 related lockdown on carrying value of fixed assets, receivables and cash flow as at the balance sheet date and has concluded that there is no material adjustments required in these financial statement. The Company will continue to monitor any material changes to future economic conditions.
- 41 Previous year figures have been regrouped/ rearranged, wherever considered necessary to conform to current year's classification.
-

As per our report of even date attached
For S S Kothari Mehta & Company
Chartered Accountants
Firm's registration number: 000756N



Amit Goel
Partner
Membership number: 500607



For and on behalf of the board of directors of
BLS Kendras Private Limited



Dinesh Sharma
Director
DIN No. 00956860

Sanjeev Kumar
Director
DIN No. 02826773

Place : New Delhi
Date :14th June, 2021